

# **M&M INDUSTRIES, INC.**

## **MANUFACTURER'S NOTIFICATION FOR M & M INDUSTRIES, INC. UN/DOT PACKAGING FOR HAZARDOUS SOLIDS/LIQUIDS**

At M&M Industries, we understand your goal to safely transport your valuable products along roads and highways. You want to provide your customers with value while keeping their trust. While we are legally bound to provide you with the following information, M&M Industries also wants you to know we value your endeavor and want to help you reach your goal, everyday.

Under the **U.S. Department of Transportation's Title 49CFR** it is the **Shipper's Responsibility** to determine that the packaging or container is an authorized packaging, including all part 173 requirements. The selected packaging must be properly assembled for transportation in accordance with the manufacturer's notification. **Please do all testing and research necessary to ensure that you have selected the proper M & M Industries container for use with your product.**

**To meet UN/DOT Standards, this package must be properly closed for shipment.** At the time of transfer, the packaging does not meet the UN standard because it is disassembled. Only when assembled as specified in the closure instructions below, and using the components described herein, is this packaging certified to meet the UN standard. Failure to follow the closure instructions or substituting package components with components other than those identified in the following paragraph will render the UN/DOT Certification invalid.

A copy of the manufacturer's notification, including closure instructions, must be made available for inspection by a representative of the Department of Transportation upon request for at least 90 days once the package is offered to the initial carrier for transportation in commerce, as of this time (June 2013). However, M&M Industries recommends that you retain these documents for a minimum of 365 days after the package is offered for shipment. The current record retention requirements are subject to change and are found in 49CFR 173.22(a)(4), <http://www.ecfr.gov>

M&M Industries takes superb pride in our Quality Assurance program and systems. However, even with our very best efforts, fittings on covers / pails can become damaged or shift during transportation or storage after leaving our facility. M&M Industries recommends that fillers/offerors take all steps deemed necessary to check the fittings on each pail / cover, to meet your quality standards. An example of this is a screw cap on a cover that may vibrate or back off during transportation. The offeror of a hazardous material may be open to liability if they do not take the necessary precautions. Should you have any questions, please contact customer service at **(800) 331-5305**.

THESE CLOSURE INSTRUCTIONS REMAIN IN EFFECT UNTIL FURTHER NOTICE.

**CLOSURE INSTRUCTIONS FOR:****Life Latch® New Generation Containers****Identification of Packaging:** This packaging type is identified by:

Size	Drum ID numbers	matching cover ID numbers	Lid Diameter (ref only, measured at bottom of lid)
6.5 Gallon New Gen	11391, 11393, 12057, 10778	11074, 11386, 11390, 11394, 11392, 11388, 18402, 18403	12.87"
5.0 Gallon New Gen	11387, 11389, 10975	11074, 11386, 11390, 11394, 11392, 11388, 18402, 18403	12.87"
3.5 Gallon New Gen	11385, 10777, 11073	11074, 11386, 11390, 11394, 11392, 11388, 18402, 18403	12.87"
2.5 Gallon New Gen	11302	11303	11.72"
1.25 Gallon New Gen	13905, 18792	13904, 18793	8.9"
0.6 Gallon New Gen	13906, 18794	13907, 18795	7.03"

This packaging may or may not use a gasket and/or a vent plug. If a gasket or vent plug is used it must meet the specification below for **SOLIDS**:

Cover Size	Gasket Material	Gasket Length	Gasket Diameter	Vent Plug
0.6 gal New Gen	Closed Cell Neoprene	18.110" – 18.897"	0.94" - .124"	N/A
1.25 gal New Gen	Closed Cell Neoprene	23.510" to 24.470"	.100" to .140"	Rieke Rubber Umbrella Vent PV-21 Part#02500002
2.5 gal New Gen	Closed Cell Neoprene	28.607" to 29.393"	.109" to .141"	NA
3.5 through 6.5 gal New Gen	Closed Cell Neoprene	33.075" to 34.425"	.134" to .166"	Rieke Rubber Umbrella Vent PV-21 Part#02500002

**UN Markings for Life Latch® New Generation Containers:**

An appropriate UN marking must be maintained for each M&M Industries container design. The UN markings for M&M Industries **Life Latch® New Generation** containers are listed below.

<b>Container Sizes</b>	<b>UN Rating</b>
0.6 Gallon New Generation	1H2/Y4/S
1.25 Gallon New Generation	1H2/Y6/S
2.5 Gallon New Generation	1H2/Y19/S
3.5 Gallon New Generation	1H2/Y19/S
5.0 Gallon New Generation	1H2/Y30/S & 1H2/X11.5/S
6.5 Gallon New Generation	1H2/Y30/S & 1H2/X11.5/S

In accordance with the U.S. Department of Transportation's Title 49CFR, Section 178.2, manufacturers of U.N. Standard/DOT Specification packages are required to notify in writing each person to whom that packaging is transferred of all requirements in this part not met at the time of transfer, and with information specifying the type(s) and dimensions of the closures, including gaskets and any other components needed to ensure that the packaging is capable of successfully passing the applicable performance tests. This information must include any procedures to be followed, including closure instructions for inner packagings and receptacles, to effectively assemble and close the packaging for the purpose of preventing leakage in transportation.

Specifically, the following items pertain to the **Life Latch® New Generation** containers:


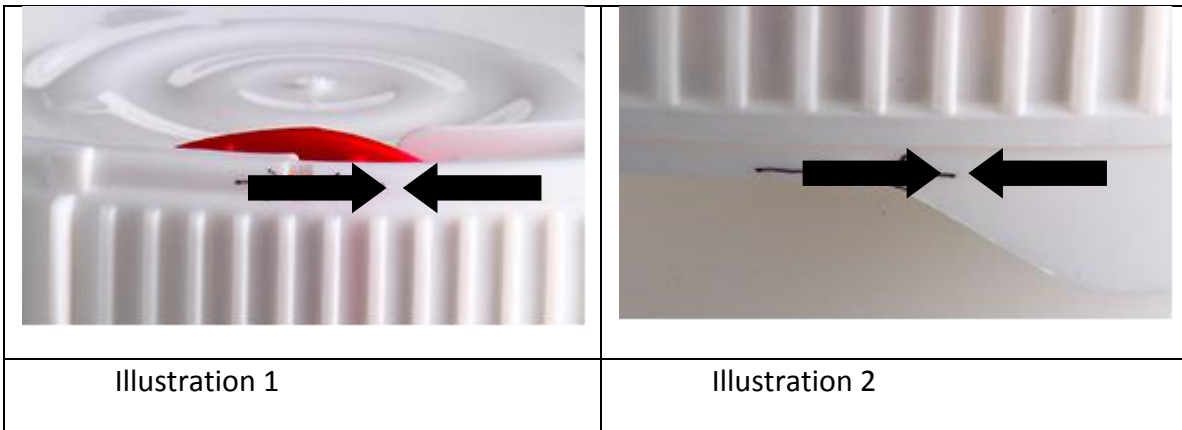
1. **Life Latch® New Generation** containers are certified to the UN/DOT performance oriented packaging standards and are marked with the appropriate UN markings on the container.
2. The **Life Latch® New Generation** pail must always be used with the correct **Life Latch® New Generation** lid in order to meet the UN/DOT performance oriented packaging standards.
3. **Life Latch® New Generation** containers are not UN certified for air transportation.

**CLOSURE INSTRUCTIONS FOR SOLIDS:**Packaging Components required:

- Appropriately marked UN/DOT certified M & M Industries pail
- Matching lid size with trigger attached, **gasketed or non-gasketed**

**2.5, 3.5, 5.0 and 6.5 gallon NON-GASKETED lid:** (Engraved MM on lid):



To close, seat lid on top of pail (engraved MM on bottom of pail). Rotate lid clockwise until the small window by the trigger (see Ill. 1) is located to the left of the mark (see Ill. 2) on the side of the pail and continue rotating until the lid is fully tightened (see Ill. 4). **Inspect lid after application to confirm it is properly seated.**



**Illustration 4 – Example of lid fully tightened with window to left of mark on pail, non-gasketed lid**

**2.5, 3.5, 5.0 and 6.5 gallon GASKETED lid:** (Marked MM on lid):


To close, seat lid on top of pail (Marked MM on bottom of pail). Rotate lid clockwise until the small window by the trigger (see Ill. 1) is located to the left of the UN mark (see Ill. 3) on the side of the pail and continue rotating until the lid is fully tightened (see Ill. 5). **Inspect lid after application to confirm it is properly seated.**



**Illustration 5 – Example of lid fully tightened, gasketed pail, window to left of UN mark.**

**0.6 and 1.25 gallon NON-GASKETED lid:**

To close, seat lid on top of pail. Rotate lid clockwise until the trigger post (see Ill. 6) is located to the left of the mark (see Ill. 7) on the side of the pail and continue rotating until the lid is fully tightened. **Inspect lid after application to confirm it is properly seated.**

**0.6 and 1.25 gallon GASKETED lid:**

To close, seat lid on top of container. Rotate lid clockwise until the trigger post (see Ill. 6) is located to the left of the UN mark (see Ill. 8) on the side of the pail and continue rotating until the lid is fully tightened. **Inspect lid after application to confirm it is properly seated.**

