




ACUFLOW™ Flow Meters

A revolution in reliable flow measurement



1.5" - 8" DIAMETER



232 PSI / 16 BAR



DIGITAL DISPLAY AVAILABLE



EASY & INTUITIVE INSTALLATION



≥98.1% AVERAGE ACCURACY

H2flow Controls has over 20 years of specialist competence integrating flow management solutions for a variety of different industries. Our people and products have developed a reputation as some of the best in the business. Trust us to help improve your operational efficiency and reduce your operating costs.

...WHERE SIMPLICITY AND ACCURACY COEXIST TO PRODUCE A REVOLUTION IN FLOW MEASUREMENT.

Ingenious in concept and flawless in operation, AcuFlow™ is revolutionizing the way flow is measured.

With unrivaled average accuracy, greater installation flexibility, and more independently certified models than any other brand, it's easy to see why AcuFlow™ is a flow meter you can put your trust in.



ACUFLOW™ MODEL	AF-15	AF-2	AF-25
DESCRIPTION	AcuFlow for 1.5" pipe with GPM & LPM scale and check valve function	AcuFlow for 2" pipe with GPM & LPM scale and check valve function	AcuFlow for 2.5" pipe with GPM & LPM scale and check valve function
AVERAGE ACCURACY	98.7%	99.4%	99.2%
ACCURACY INDEPENDENTLY VERIFIED BY NSF	YES	YES	YES
PIPE TYPE	SCH40	SCH40	SCH40
CALIBRATION REQUIRED?	NO	NO	NO
WARRANTY	3-Years	3-Years	3-Years
DESIGN LIFE	15-Years	15-Years	15-Years
SPRING REPLACEMENT	7-Years	7-Years	7-Years
MANUFACTURED IN USA	YES	YES	YES
SIMILAR MODELS FOR:	Union-style fittings, Digital add-on	Union-style fittings, Digital add-on	Digital add-on

* AF-8 is supplied as standard with AcuFlow Digital; available as an option for all other AcuFlow models.

** Accuracy of AcuFlow model AF-8 with Digital display.



The accuracy you want. The reliability you need.



Unrivaled accuracy across the entire model range (>98.1%).



Robust construction and uncompromising quality.



Installation flexibility; no requirement for 15x straight pipe.



AF-3



AF-4



AF-6



AF-8 (with Digital)*

AcuFlow for 3" pipe with GPM & LPM scale and Tee	AcuFlow for 4" pipe with GPM & LPM scale and Tee	AcuFlow for 6" pipe with GPM & LPM scale and 6 x 3 saddle-clamp	AcuFlow for 8" pipe with GPM & LPM scale and 8 x 4 saddle-clamp
98.9%	99.6%	98.1%	98.9%**
YES	YES	YES	YES
SCH80	SCH80	SCH80	SCH80
NO	NO	NO	NO
3-Years	3-Years	3-Years	3-Years
15-Years	15-Years	15-Years	15-Years
7-Years	7-Years	7-Years	7-Years
YES	YES	YES	YES
Digital add-on	Digital add-on	Digital add-on	Digital add-on (supplied as standard)

Scan to learn more about the AcuFlow™ flow meter



FEATURES & BENEFITS

- Installation flexibility; installs horizontally, vertically, or upside-down
- Models for 1.5", 2" and 2.5" can be installed right next to other plumbing fittings such as elbows with no effect on accuracy
- $\pm 1.9\%$ average accuracy across the entire model range
- Models for 1.5" to 8" compatible with AcuFlow Digital
- Accuracy independently verified by NSF
- Doubles as a check valve (1.5", 2", 2.5" models)
- Clear, easy-to-read scale in GPM, LPM or m^3/h
- Installs quickly and easily with no calibration required
- Manufactured in the USA
- 15-year design life, 3-year warranty

AcuFlow® models are available for 1.5" through 8" pipe diameters with GPM, LPM and m^3/h scales. Additional digital and unionized models are also available for various pipe diameters.

OPTIMIZE YOUR PROCESS WITH DIGITAL FUNCTIONALITY

Even with the ability to install AcuFlow in tight spaces and with almost zero straight pipe requirements, it can sometimes be difficult to install the device in a location that makes it easy-to-read. AcuFlow Digital solves this problem by allowing you to install a Digital readout in a user-accessible location.

Advanced features and ease-of-use

By adding AcuFlow Digital to the already unrivaled accuracy and flexibility of AcuFlow flow meters, users will experience even greater functionality, ease-of-use, and precision. Unique features such as the ability to set flow rate alarms and interface with external equipment further enhance an already robust and capable analog flow meter.



AcuFlow Digital is compatible with all 1.5-inch through 8-inch AcuFlow models. The clear, backlit LCD display is housed in a robust NEMA 4X enclosure - ready to be mounted on an equipment room wall.

KEY FEATURES OF ACUFLOW™



SIZING

Available for 1.5" - 8" pipe diameters



DIGITAL

Digital upgrade compatible with all models



APPLICATION

Measurement of clean and potable water



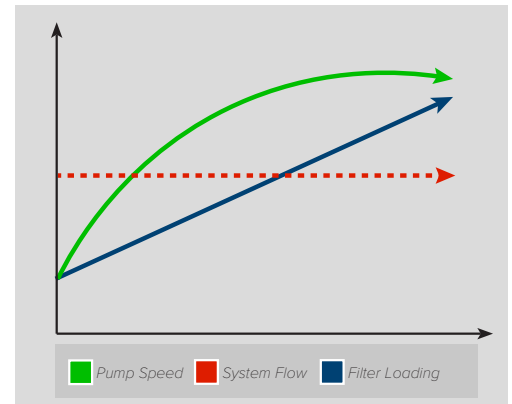
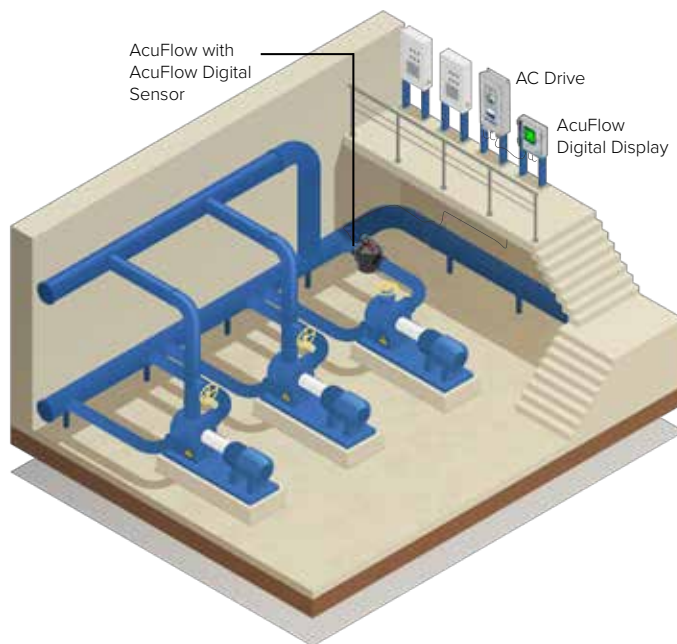
ACCURACY

Independently verified average accuracy of $\geq 98.1\%$

ACHIEVE CONSTANT FLOW WITH ACUFLOW™ DIGITAL

One of the key benefits of using a Variable Frequency Drive is the ability to achieve a constant flow rate even as process conditions change.

As process conditions change, the Variable Frequency Drive will slowly ramp up the pump's speed to maintain a constant flow rate. With its precise flow measurement and its 4-20 mA output, AcuFlow Digital allows the user to take advantage of this significant benefit.



Above: The above graph shows that as the filter loads up, the pump speed is increased in order to maintain constant flow.

Want to learn more about this beneficial feature? Contact us today to learn about combining AcuFlow Digital with H2flow Variable Frequency Drive solutions to maximize savings and optimize your operation.

TECHNICAL SPECIFICATIONS

Diameter Range	1.5-inch to 8-inch
Pressure Rating	232 psi / 8 Bar
Flow Range (GPM)	10-80 (1.5"); 10-110 (2"); 10-110 (2.5"); 70-240 (3"); 150-460 (4"); 300-1000 (6"); 600-1800 (8")
Flow Range (LPM)	38-303 (1.5"); 38-416 (2"); 38-416 (2.5"); 165-908 (3"); 568-1740 (4"); 1136-3785 (6"); 2271-6814 (8")
Average Accuracy	Within ±1.9% (across model range)

MATERIAL DATA (MSDS)

COMPONENT	AF-15	AF-15-U	AF-2	AF-2-U	AF-C-S	AF-25	AF-3	AF-4	AF-6	AF-8	MATERIAL
Lid	•	•	•	•	•	•	•	•	•	•	Clear Polycarbonate
Spring	•	•	•	•	•	•	•	•	•	•	Hastelloy c-276
O-Ring	•	•	•	•	•	•	•	•	•	•	Viton
Lid Screws	•	•	•	•	•	•	•	•	•	•	316 Stainless Steel
Indicator for Pivot Pin	•	•	•	•	•	•	•	•	•	•	Hastelloy c-276
Scale Label	•	•	•	•	•	•	•	•	•	•	Armalex
Product Label	•	•	•	•	•	•	•	•	•	•	Armalex
NSF Label	•	•	•	•	•	•	•	•	•	•	Armalex
Valve Body	•		•		•	•					CPVC
Union Valve Body		•		•							CPVC
Check Valve Flapper	•	•	•	•		•					PPEPS
Flapper Seal	•	•	•	•		•					Viton
Non Check Valve Flapper					•						ABS
Indicator (AF-15 and AF-C)	•	•	•	•	•	•					ABS
Indicator (AF-3 to AF-8)							•	•	•	•	ABS
Magnet	•	•	•	•	•	•	•	•	•	•	N52 Neodymium
Carriage							•	•	•	•	ABS
Flapper Pulley							•	•	•	•	ABS
Spring Pulley							•	•	•	•	ABS
Flapper to Indicator Link							•	•	•	•	ABS
Connecting Wire							•	•	•	•	316 Stainless Steel
Dowel Pin - Link to Indicator							•	•	•	•	316 Stainless Steel
Dowel Pin - Flapper to Carriage							•	•	•	•	316 Stainless Steel
Barrel Bolt - Link to Flapper Binding							•	•	•	•	316 Stainless Steel
Tee, Schedule 80, 3" x 3"							•				CPVC
Tee, Schedule 80, 4" x 4"								•			CPVC
Reducing Bushing 3"							•		•		PVC
Reducing Bushing 4"								•		•	PVC
Saddle Clamp 6" x 3"									•		CPVC
Saddle Clamp 8" x 4"										•	CPVC
Saddle Clamp Nut & Bolt Set									•	•	316 Stainless Steel

Typical applications for AcuFlow™ include...



PCB & Semiconductor Production



Chicken Farming



Groundwater & Reclamation



Aquariums



Commercial Laundry



Medical & Pharmaceutical



Food & Beverage



Fracking & Petroleum Production



RO & Ultra Pure Water

While the above examples provide some insight into typical industries and applications for AcuFlow and AcuFlow Digital, they can be introduced into any environment or application where the measurement of clean, potable, or gray water is required.

For application guidance, contact H2flow Controls or an authorized H2flow sales representative.

HEAD LOSS (ft H ₂ O)									
Flow	AF-15	AF-15-U	AF-2	AF-2-U	AF-25	AF-3	AF-4	AF-6	AF-8
Low	1.6	1.3	1.8	1.1	1.8	1.0	0.55	0.22	0.21
Mid	2.6	2.7	3.4	2.5	3.4	1.8	1.3	0.45	0.45
High	4.8	6.4	4.7	4.6	4.7	2.9	1.45	0.9	0.6

HEAD LOSS (psi)									
Flow	AF-15	AF-15-U	AF-2	AF-2-U	AF-25	AF-3	AF-4	AF-6	AF-8
Low	0.64	0.6	0.75	0.5	0.75	0.25	0.28	0.1	0.09
Mid	1.15	1.2	1.5	1.1	1.1	0.8	0.63	0.25	0.18
High	2.1	2.8	2.1	2.0	2.1	1.3	0.68	0.4	0.26

Progress through Innovation™

Our innovative solutions are developed with a focus on controlling, protecting and monitoring machines and processes that are driven by electric motors.

Contact your authorized H2flow Controls solutions provider to find out how our products can reduce your operating costs and increase your productivity.

Find an authorized partner at www.h2flow.net/locate-a-partner

H2flow Controls, Inc.

3545 Silica Road, Unit F
Sylvania, OH 43560
USA

Tel: (+1) 888.635.0296
Fax: (+1) 419.517.9900

sales@h2flow.net
www.h2flow.net

FaraMag™ FM750 mag meters

Introducing the FaraMag FM750 family of electromagnetic flow meters, from H2flow Controls. Available in Compact-Type, Remote-Type, Sanitary-Type, and Insertion-Type and offering a wide range of advanced features and benefits.

Contact your local H2flow Controls representative for more information.



©2021 H2flow Controls, Inc. All rights reserved.

H2flow reserves the right to make changes to specifications and product features without notice. Please contact H2flow or visit www.h2flow.net for the most up-to-date versions of our product literature.

AcuFlow Rev.1.5

